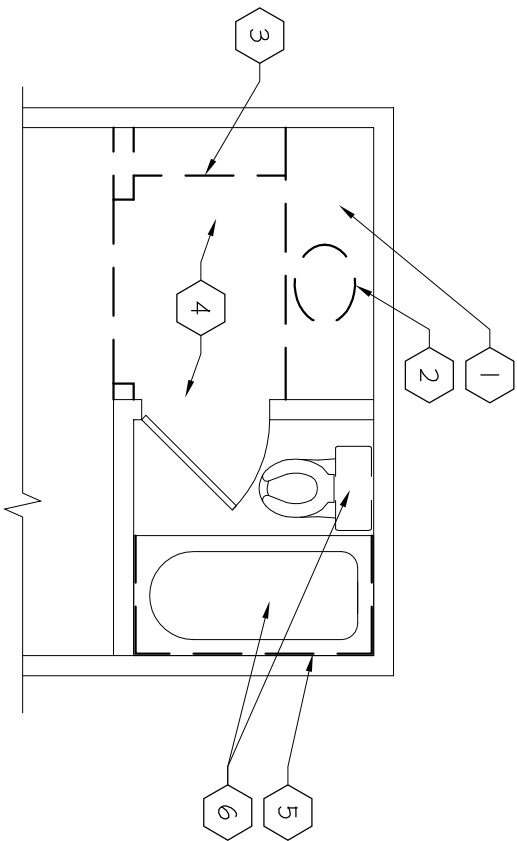


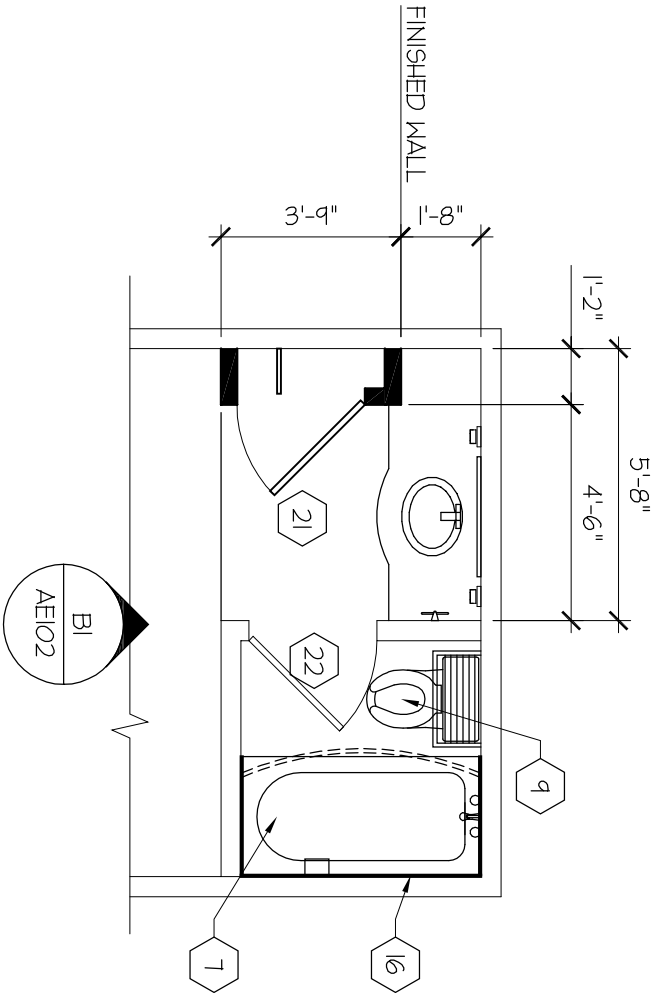
- DEMOLITION NOTES
- 1 - REMOVE EXISTING VANITY AND LAVATORY
 - 2 - SALVAGE EXISTING FAUCET FOR REUSE
 - 3 - REMOVE EXISTING SHELF
 - 4 - REMOVE EXISTING FLOOR FINISH.
 - 5 - REMOVE EXISTING TUB SURROUND.
 - 6 - SALVAGE TOILET AND TUB.



DEMOLITION PLAN

B | 1/4" = 1'-0"

NEW 2X3 WOOD FRAMED WITH 5/8" GYPSUM BOTH SIDES.



A | 1/4" = 1'-0"

BATHROOM PLAN

GENERAL NOTES

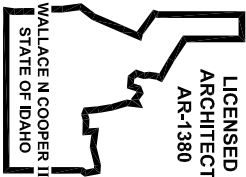
- A. DEMOLITION WORK OF THIS CONTRACT INCLUDES INCIDENTAL REMOVAL AND/OR MODIFICATION OF MINOR FEATURES NOT SPECIFICALLY INDICATED IN THE DRAWINGS, BUT REQUIRED IN ORDER TO ACCOMMODATE THE FINISHED AND FUNCTIONAL DESIGN.
- B. DIMENSIONS SHOWN ARE REFERENCED FROM EXISTING FINISHED WALL SURFACE TO NEW FINISHED WALL. ALL EXISTING CONDITIONS ARE TO BE FIELD VERIFIED.
- C. PROVIDE 2X BLOCKING AS REQUIRED FOR NEW ACCESSORIES, CABINETS, AND SHELVING.
- D. HARDWARE ON NEW DOOR TO MATCH STYLE AND FINISH OF EXISTING. PROVIDE PASSAGE HARDWARE TYPE.
- E. ALL EXISTING WALLS/CEILINGS IN THE AREA OF WORK ARE TO BE REPAIRED AND PREPED FOR NEW PAINTED FINISH.

REFERENCE NOTES

- 1 - NEW WALL 2X3 CONSTRUCTION TO SUPPORT EDGE OF VANITY.
- 2 - WALL MOUNTED PRE-MANUFACTURED VANITY BY BRUSKIN INTERNATIONAL. FINISH STAIN BENJAMIN MOORE RED MAHOGANY 67
- 3 - NEW WOOD BASE. MATCH EXISTING PROFILE AND FINISH OF EXISTING.
- 4 - GRANITE VANITY COUNTERTOP BY PROJECT STONE. SURROUND STONE 'BLUE ICE'.
- 5 - NEW UNDERMOUNT 7 1/2" VITREOUS CHINA SINK U-570 AND EXISTING FAUCET. LAVATORY SUPPLIED BY COUNTERTOP MANUFACTURER.
- 6 - NEW MIRROR 24X42. PROVIDE WOOD FRAME STAIN TO MATCH WOOD COUNTER.
- 7 - EXISTING TUB TO REMAIN. REMOVE ALL EXISTING CAULKING AND PREPARE FOR NEW WALL FINISHES.
- 8 - NEW 6" TILE BASE TO MATCH FLOOR TILE.
- 9 - EXISTING TOILET TO REMAIN. REMOVE ALL EXISTING CAULKING.
- 10 - NEW TUB FAUCET AND SHOWER HEAD. PROVIDE OPULENCE BATHROOM FAUCET D560057. MTL 183 CHATEAU 14 POS1 LVR T/S CR, M62320 ROUGH-IN POS1-TEMP 14 T/S/BLK. ADJUSTABLE SHOWER HEAD BRASCRAFT BC2102 TB.
- 11 - SHOWER ROD, PLUMBEST S02 - 190. CHROME
- 12 - HOTEL SHELF, 8040300 24" TOWEL SHELF WITH TOWL BAR. CHROME FINISH. CENTER ABOVE TOILET.
- 13 - TOILET PAPER HOLDER, AMERICAN STANDARD 80402.228, CHROME FINISH.
- 14 - SOAP DISH (SHOWER), GINGER 500 CHROME
- 15 - LIGHT FIXTURE , WALLLIGHTINGUNIVERSE.COM, F5410-36
- 16 - WALL TILE, MONTICITO 12X12 CREMA M20. PROVID ON ALL SIDES OF TUB FROM TUB TO CEILING. REPLACE GYPSUM BOARD WITH NEW 5/8" WATER RESISTANT, TYPE X GYPSUM BOARD. FILL WALL CAVITY WITH SOUND BATT INSULATION.
- 17 - FLOOR TILE DAL TILE 12X12 MONTICITO BRUNE M22 WITH URBAN METAL SPIRAL CORNER UFM01-22DOTAIP ACCENT. USE CORNER TILES ONLY IN UNDER AND IN FRONT OF THE COUNTER.
- 18 - 2" MARBLE THRESHOLD.
- 19 - 10" CLOTHS ROD.
- 20 - HAND TOWEL HOLDER. CHROME.
- 21 - NEW 2'-0" X 6'-8" DOOR. MATCH FINISH AND STYLE OF EXISTING. PROVIDE WOOD MOLDING ON BOTH SIDES OF DOOR. MOLDING PROFILE AND FINISH TO MATCH EXISTING.
- 22 - EXISTING DOOR TO REMAIN.
- 23 - REPLACE EXISTING EXHAUST FAN. PROVIDE CHROME FACE PLATE.
- 24 - EDGE OF CLOSET (FOREGROUND)
- 25 - WALL MOUNTED HAIR DRIER. MOUNT AT 52 INCHES A.F.F. PROVIDE POWER AND CONNECT TO BATHROOM POWER CIRCUIT.
- 26 - RECESSED TISSUE DISPENSOR, CHROME FACE.

Cooper Roberts Simonsen
Architects

151 N RIDGE STE #113
www.crsa-us.com
PHONE: (208) 524-4621
FAX: (208) 523-3681
IDAHO FALLS, IDAHO 83402



..	..
.....

BURLEY INN
BATHROOM REMODEL PROTOTYPE

CAD DWG FILE:
ARCH. NO.:
DRAWN BY: ML

OWNER NO.:
CHECKED BY: WC
DATE: DESCRIPTION:
1/11/06 REVIEW SET

AE101